











Clasificación Olimpiada Internacional “online” 2020

Disputada entre o 18 e o 23 de Agosto

(clasificación da fase final, máis de 40 países participantes)

Cuadro cruzado por clasificación

| Rk. | Equipo | 1 | 2 | 3 | 4 | 5 | 6 | 7 | 8 | 9 | 10 | Des 1 | Des 2 | Des 3 |
|-----|--|----|----|----|----|----|----|----|----|----|----|-------|-------|-------|
| 1 |  Azerbaijan | * | 5 | 2½ | 2½ | 4 | 3½ | 5 | 3½ | 5½ | 5½ | 14 | 37,0 | 0 |
| 2 |  Hungary | 1 | * | 4 | 3½ | 2 | 4 | 4 | 3½ | 4 | 6 | 14 | 32,0 | 0 |
| 3 |  Ukraine | 3½ | 2 | * | 2½ | 3 | 4½ | 5½ | 5½ | 5 | 4 | 13 | 35,5 | 0 |
| 4 |  Kazakhstan | 3½ | 2½ | 3½ | * | 2½ | 3 | 4 | 6 | 4 | 5 | 13 | 34,0 | 0 |
| 5 |  Spain | 2 | 4 | 3 | 3½ | * | 3½ | 2½ | 4½ | 4½ | 6 | 13 | 33,5 | 0 |
| 6 |  Netherlands | 2½ | 2 | 1½ | 3 | 2½ | * | 4 | 4½ | 3½ | 5½ | 9 | 29,0 | 0 |
| 7 |  Slovakia | 1 | 2 | ½ | 2 | 3½ | 2 | * | 4½ | 4½ | 3½ | 8 | 23,5 | 0 |
| 8 |  France | 2½ | 2½ | ½ | 0 | 1½ | 1½ | 1½ | * | 4 | 6 | 4 | 20,0 | 0 |
| 9 |  Norway | ½ | 2 | 1 | 2 | 1½ | 2½ | 1½ | 2 | * | 4 | 2 | 17,0 | 0 |
| 10 |  South Africa | ½ | 0 | 2 | 1 | 0 | ½ | 2½ | 0 | 2 | * | 0 | 8,5 | 0 |